

Galactic Structure

Thomas Brosnan

Notes taken in Professor Evan Keane's class, Michaelmas Term 2023

Contents

1	Types of Galaxies	3
1.1	Elliptical:	3
1.2	Spiral Galaxies	3
1.3	Lenticular	3
1.4	Hubble sequence	3
1.5	Galactic coordinates	4
1.6	Dust	4
1.7	Star distribution	4
1.8	Metallicity	5
1.9	Stellar type	5
1.10	Thick and Thin disks	5
1.11	Halo	6
1.12	The Bulge	6
1.13	The Bar	6
1.14	Fermi Bubbles	6
1.15	Sgr A	6
1.16	Galactic Rotation	6
1.17	Oort constants	7
1.18	21cm Hydrogen line	8
1.19	Galactic rotation curve	9
1.20	Galaxy groups	9
1.21	The Local group	9
1.22	Andromeda	9
1.23	Isophotal radius	9
1.24	Triangulum	9
1.25	Magellanic clouds	9
1.26	Tidal Streams	10
1.27	Jacobi radius (Roche Limit)	10
1.28	Properties of different types of galaxies	10
	1.28.1 Spiral galaxies	10
	1.28.2 Elliptical galaxies	11
	1.28.3 Irregulars	11
1.29	The continuum	11
1.30	Absorption and emission lines	12
1.31	Redshift	12
1.32	Surface Brightness	12
1.33	Luminosity function	14
1.34	Stellar dynamics	14
1.35	Tully-Fisher Relation	15
1.36	Virial theorem	15
1.37	Dynamics in Ellipticals	16
1.38	Galaxy spectra	17

1 Types of Galaxies

1.1 Elliptical:

- Surprisingly elliptical in shape, They have no spiral arms and no disc structure.

Very little cool gas and dust, and thus not a lot of star formation.

They are denoted with an " $E\eta$ " in the Hubble classification sequence where η is the corresponding ellipticity, which is defined as

$$\eta = 1 - \frac{b}{a} \quad (1.1)$$

Where a and b are the major and minor axes respectively.

It should be noted that galaxy types are based on their optical appearance and they make look different when inspected in different bands.

1.2 Spiral Galaxies

- Visible spiral arms, have an obvious ISM (inter stellar medium) with gas and dust.

Young "blue" stars present, i.e. star formation ongoing. These galaxies are denoted with an " S " in the Hubble classification.

1.3 Lenticular

- Lenticular galaxies are intermediate morphologically, i.e. they are neither elliptical nor spiral.

They are disc galaxies with a bulge but no spiral arms and little star formation. They are denoted with an $S0$ in the Hubble classification.

1.4 Hubble sequence

- Name given to the classification of galaxies, the order and use of the word sequence would imply that the galaxies follow some sort of time evolution between the different types, but this is not the case.

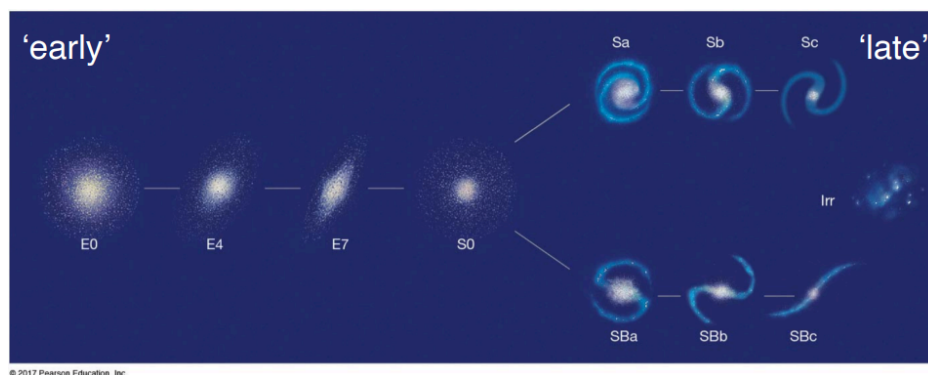


Figure 1: *Hubble sequence*

1.5 Galactic coordinates

- There are multiple coordinates used to describe positions of objects in the Milky way.

There are the (x, y, z) , that have the origin at the center of the Galaxy and the Sun 8 Kpc up the y axis.

There are also the angular coordinates denoted (gl, gb) , l for longitude and b for latitude. For these the Sun is origin.

1.6 Dust

- The Milky is $\approx 1\%$ dust and 99% gas, but the dust can be quite impact. This is due to the size of the dust particles. The dust particles have sizes $a \leq 1\mu m$, meaning they efficiently absorb and scatter radiation with $\lambda \leq a$, thus blue light is scattered and infrared is let through.

The spectral radiance (or specific intensity) I_λ changes infinitesimally when traversing a distance ds , and in a manner directly proportional to the incident I_λ . This means that:

$$\frac{dI_\lambda}{ds} = -\kappa_\lambda \rho I_\lambda \quad (1.2)$$

Here, κ_λ is the absorption coefficient, i.e. the opacity of the medium, ρ is the density and the subscript λ are there to remind us that this all depends of the wavelength of the light involved. The above equation can then be solved, resulting in:

$$I_\lambda = I_{\lambda,0} e^{-\int_0^s \kappa_\lambda \rho ds} \quad (1.3)$$

This exponent is known as the optical depth, τ_λ . The optical depth is the number of mean free paths to which emission can traverse.

1.7 Star distribution

- By measuring the the velocities and positions of billions of stars accurately with Gaia, we can obtain equations for the distribution of stars in the Milky way. For this we have two formulas one for radial density and one for vertical out of the galactic plane density, thus the number of stars follow the following distributions:

$$n(R) \propto e^{-\frac{R}{h_R}}, \quad n(z) \propto e^{-\frac{z}{h_z}} \quad (1.4)$$

Here h_R and h_z are the scale heights.

1.8 Metallicity

- In astrophysics we simply consider a metal to be any element heavier than helium. By denoting X as the percentage of Hydrogen a star is made of, Y the percentage of Helium and Z , the percentage of metals, one ends up with the metallicity formula:

$$X + Y + Z = 1 \quad (1.5)$$

- Seeing as high mass stars are younger and formed from the remnants of (several) generations of stars that have undergone supernova, they are more likely to have a higher metallicity.

Where as for older stars they are old and are thus over fewer generation leading to lower metallicity. Thus metallicity is a means of dividing stars by age.

1.9 Stellar type

- Is a scale based on the temperature of stars, denoted with different letters. With O being the hottest (roughly 30,000 K) and M being the coldest (roughly 3,000K). The order is

$$\leftarrow O \ B \ A \ F \ G \ K \ M \rightarrow \quad (1.6)$$

- Different stellar type stars will have different values of h_z , which makes sense as we expect them to have different distribution. Older stars are more likely to have wandered to a higher z value than younger ones.

1.10 Thick and Thin disks

- We separate the different distributions based on stellar type into the thin and thick disk.

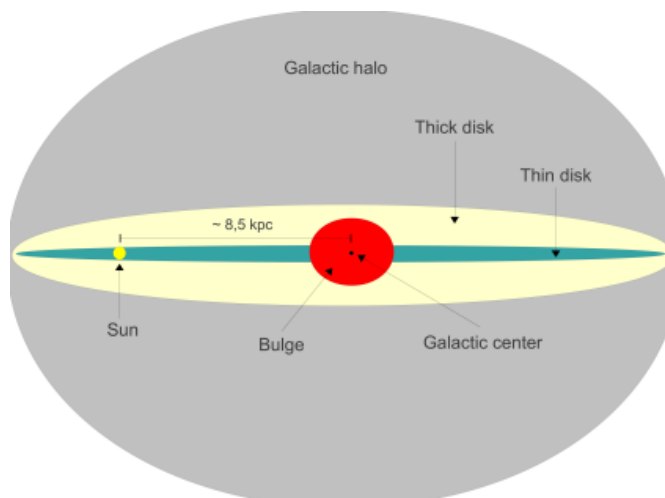


Figure 2: *Thin and Thick disks in the Milky way*

There are far more stars in the thin disk, and as expected the younger stars are in the thin disc, where as the older ones are in the thick disk.

- One can then combine the thick and thin disk in our density formula:

$$n(R, z) = n_0 \left(e^{-\frac{z}{h_{thin}}} + f e^{-\frac{z}{h_{thick}}} \right) e^{-\frac{R}{h_R}} \quad (1.7)$$

Here $f < 1$. This is only the disc density for stars, gases have different typically smaller scale heights.

1.11 Halo

- The Halo is the name given to the spherical structure that consist of stars, globular clusters, neutral gas and dark matter. The stars here are old so low metallicity ($Z \leq 0.02Z_{\odot}$)

1.12 The Bulge

- Located and the inner most 3kpc of the galaxy, it is dense with young stars that account for 20% of the Galaxies light output.

1.13 The Bar

- The Milky way also has a bar that extends out about 10kpc, from the galactic center.

1.14 Fermi Bubbles

- These are giant bubbles that extend above the galactic plane, emitting mostly gamma and a little X-ray radiation. Open question to their origin but most likely a tidal disruption involving SgrA* swallowing a star.

1.15 Sgr A

- Sgr A is the brightest source in the Sagittarius system, is actually compromised of several sources, the brightest of them being the super massive black hole Sgr A*.

The mass of this black hole has been (semi) accurately determined by observing orbits of stars close to it.

1.16 Galactic Rotation

- All matter must be rotating around the galactic center, otherwise it would have simply fallen into the center.

If we wish to measure the rotational velocities of other stars and objects, we must account for the fact that we ourselves are also rotating. This involves taking adding our own velocity vector to any measurement we see from the suns reference frame.

We split the motion of other stars into two. The radial velocity is the velocity away or towards us, where as the transverse velocity is perpendicular to the radial velocity.

Radial velocity results in red/blue shifting of the light emitted.

1.17 Oort constants

- These are empirically determined quantities that are related to properties of the Galaxies rotation.

Consider a star a distance d from the sun, a distance R from the GC and moving with velocity $V(R)$. Then also assume circular orbits and that the sun is located a distance R_0 from the GC and is moving with velocity V_0 .

Then the radial velocity can be expressed as:

$$V_r(R) = R_0 \sin(l) \left(\frac{V}{R} - \frac{V_0}{R_0} \right) \quad (1.8)$$

Then we Taylor expand the term in brackets for small $(R - R_0)$ up to first order to obtain the following form for V_r :

$$V_r(R) = Ad \sin(2l) \quad (1.9)$$

Where the first Oort constant A is:

$$A = -\frac{1}{2} \left(\left[\frac{dV}{dR} \right]_{R_0} - \frac{V_0}{R_0} \right) \quad (1.10)$$

- In a similar manner for the transverse velocity we obtain the formula:

$$V_t(R) = Ad \cos(2l) + Bd \quad (1.11)$$

Where B is the second Oort constant:

$$B = -\frac{1}{2} \left(\left[\frac{dV}{dR} \right]_{R_0} + \frac{V_0}{R_0} \right) \quad (1.12)$$

- From measuring local stellar properties we can combine Oort constants to determine properties of

the rotation curve of the Galaxy.

$$\begin{aligned} -A - B &= \left[\frac{dV}{dR} \right]_{R_0} \\ A - B &= \frac{V_0}{R_0} \end{aligned} \quad (1.13)$$

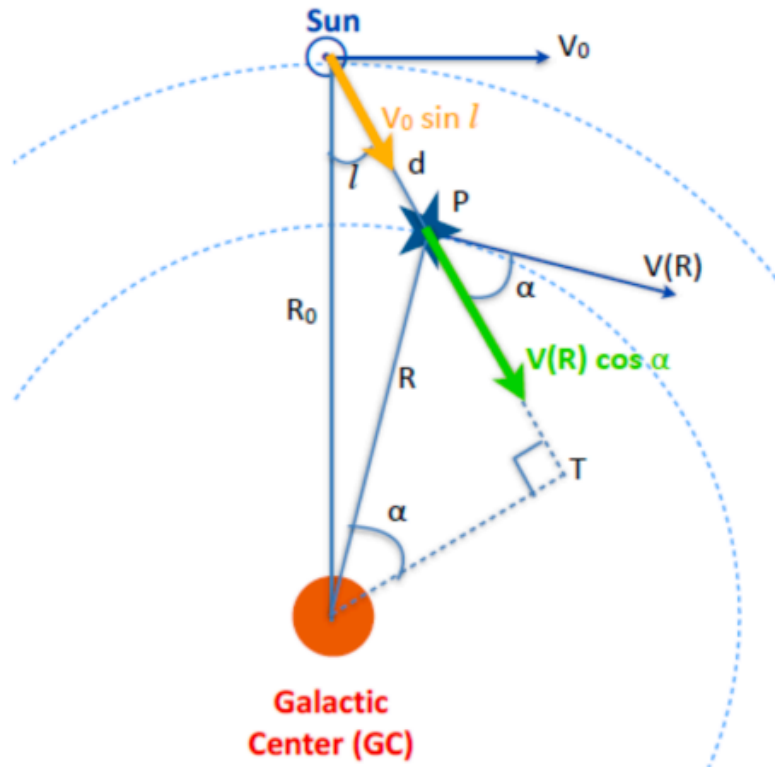


Figure 3: *Diagram for determining Oort constants*

1.18 21cm Hydrogen line

- The anti-parallel spin states of the electrons in hydrogen have a slightly lower energy, though the parallel state is quite stable, half live $\approx 10^7$ years. But with enough hydrogen you can of course see this.

The 21cm line will naturally broaden from thermal activity. This has a width contribution of:

$$\frac{\Delta f}{f} = \frac{8 \ln(2) k_b T}{m_H c^2} \quad (1.14)$$

The HI line is a great diagnostic tool.

1.19 Galactic rotation curve

- The measured Galactic rotation curve flattens out after a certain point. This is not however, what we would expect. Based on the observable mass distribution after a certain point objects should be outside enough of the mass such that $M(R)$ does not grow with R . From that point on wards we get $V(R) = \sqrt{\frac{GM}{R}}$ so the rotation curve should decrease with R , not flat!

One way to "fix" this, is if the density $\rho(R) \propto R^{-2}$. This is due to $\frac{dM}{dR} = 4\pi R^2 \rho(R)$ This is not disc like, but in fact isotropic, leading to the term: dark matter halo. Some proposed models for dark matter density have arisen from N-body simulations of collision less dark matter and match the rotation curve, at least in simulations.

1.20 Galaxy groups

- As we start to look at large scale structure in the universe we see that galaxies tend to be found in groups.

1.21 The Local group

- The group our galaxy is in is called the Local group. The Local group consists of 40+ galaxies
- There are three large galaxies that 90 % of the Local groups light comes from. These are The milky way, Andromeda (M31) and Triangulum (M33).
- The approximate radius of the local group is 1 Mpc .

1.22 Andromeda

- M31 is a bared spiral galaxy and is $\sim 50\%$ more luminous, has a larger z height 6 kpc and higher metalicity. than the milky way.

Has an isophotal radius of 46.6 kpc

1.23 Isophotal radius

- This is the distance to the isophote where B band magnitude drops to $25mag/arcsecond^2$. This definition is independent of radius.

1.24 Triangulum

- M33 is a spiral galaxy $\sim 20\%$ as bright as the milky way.

It also has a large disk height of of 1.7 kpc but its disk is warped due to tidal interaction with M31.

Has an isophotal disk height of 18.7 kpc

1.25 Magellanic clouds

- The Large and Small Magellanic clouds (LMC and SMC), are two irregular dwarf galaxies.
LCM has lots of star formation has the most active star forming region in the local group.
SMC has much recent star formation and many high mass stars and X-ray binaries.

1.26 Tidal Streams

- Dwarf galaxies orbiting much more massive central galaxies can be disrupted.

This disruption leaves behind streams indicating the orbital trajectories even long after the galaxies have been ripped apart.

- Tidal forces arise due to different gravitational forces. The change in gravitational force going from r to $r + \Delta r$ is given by:

$$\Delta f_{Tide} = \frac{df}{dr} \Delta r \quad (1.15)$$

Then since we know $F = \frac{GMm}{r^2}$:

$$F_{Tide} = \frac{-2GMm}{r^3} \Delta r \quad (1.16)$$

Thus falls off as r^{-3} , not r^{-2} like gravity.

1.27 Jacobi radius (Roche Limit)

- This is the distance from the center of a Satellite where the Tidal forces from the central galaxy are equal to the Gravitational forces of the satellite:

$$r_j = R \left(\frac{M_{Sat}}{2M_{CG}} \right)^{\frac{1}{3}} \quad (1.17)$$

There is a problem called the missing satellite problem as there are predicted to be 50 times more galaxies in the local group than currently visible.

This could be solved by super faint galaxies that are full of dark matter!

1.28 Properties of different types of galaxies

1.28.1 Spiral galaxies

- The spiral arms of these galaxies are described as "blue" meaning the magnitude of the light coming from the blue band B is lower (more light) thus we say $B - V < 1$. This corresponds to active star formation in these regions.

The bulge of these galaxies is more yellow/red, written as $B - V > 1$, this means there is no star formation "red and dead".

- We can conclude that these galaxies contain stars, gas, dust and dark matter. Star formation will continue here and the galaxies rotating disc was most likely formed via gas collapse. The presence of globular clusters also indicate that merging may have been part of the formation process.

These galaxies have typical absolute magnitudes in the range of $-21 < M_V < -17$, they are thus relatively high mass galaxies. The spectra of these galaxies contain absorption lines which come from stars and emission lines which come from hot gas.

1.28.2 Elliptical galaxies

- Elliptical galaxies have a smooth brightness profile, they have little to no dust or gas as their spectra show absorption lines only. Also have many globular clusters. The galaxies are not rotating as a whole. They have typical absolute magnitudes in the range of $-22 < M_V < -18$
- Elliptical are considered "Red" as they have $B - V > 1$, thus an old stellar population, with a high surface brightness meaning stars are densely packed. No ongoing star formation as there is no gas. The lack of rotation implies formation via merger. They are typically more massive than spiral galaxies.

1.28.3 Irregulars

- Typically blue $B - V < 0.8$, they have a low surface brightness and are highly asymmetrical. These galaxies have a lot of dust and show strong emission lines. Absolute magnitude of $-18 < M_V < -10$, these galaxies also rotate. These are young galaxies whose structures are still forming. They also have few globular clusters meaning they are formed during collapse.

1.29 The continuum

- The spectra of galaxies is made up of many different blackbody spectra, as the temperature of a body decreases its spectra tends to have a lower amplitude and the peak wavelength gets longer. However as we know from the mass distribution function there are far more stars with lower temperature than higher. These two effects cancel each other out so that the over all spectrum of the galaxy flattens out with wavelength.

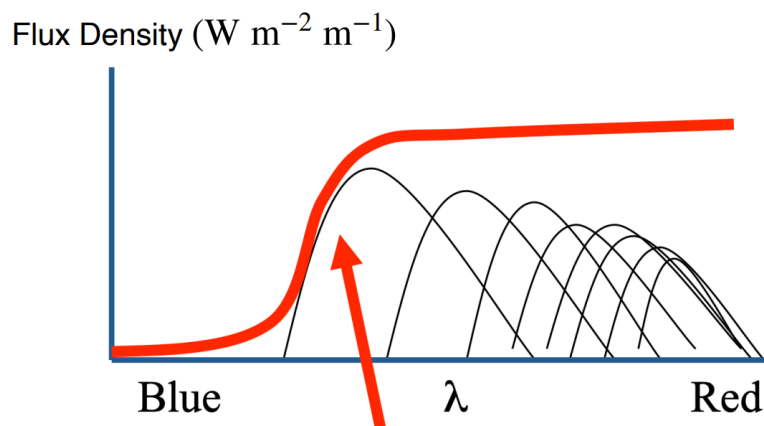


Figure 4: *Flattening out of a galaxies spectrum*

- What we can also see from this graph is that below a certain wavelength (4000 Angstrom) there is pretty much no flux density, this is just due to the lack of stars that are that hot (i.e. that big). This is known as the 4000 Angstrom break.

1.30 Absorption and emission lines

- Absorption can also happen due to cold gas. Absorption always involves the absorption of a photon with an electron going to a higher energy level and staying there, releasing no other photons.
- Emission occurs as atoms are ionised, heated and re-emit at a different wavelength. This often occurs in an area with on going star formation. This requires very hot type O/B stars.

1.31 Redshift

- Is the quantity z that measures how Doppler shifted something is due to its motion with respect to the rest frame of the galaxy. z is given by:

$$z = \frac{\lambda_{obs} - \lambda_{em}}{\lambda_{em}} = \sqrt{\frac{(1 + v/c)}{(1 - v/c)}} \quad (1.18)$$

for $v \ll c$, $z = \frac{v}{c}$

1.32 Surface Brightness

- This is a measure of the intensity in a region of the sky. It is defined as:

$$I = \frac{F}{\alpha^2} \quad (1.19)$$

Here $F = L/4\pi d^2$ is the flux and α is the angular area, so angular size D over the distance d squared $\alpha = \frac{D^2}{d^2}$. This means that this intensity is independent of distance! (at least for local universe)

$$I = \frac{L}{4\pi D^2} \quad (1.20)$$

This is also a good way to calculate luminosity. However on larger scales due to the concept of distance changing at large Redshift's this is not quite the case. Surface brightness is measured in units of L_{\odot}/pc^2 or $mag/arcsec^2$.

- In practise the radial profiles of brightness are measured, i.e. average brightness at a given distance r from the center. The "sky background" also has its own brightness of $21.8 \text{ mag/arcsec}^2$.
- In spiral galaxies there are two components to the brightness, from the disk and from the bulge. The disk follows the exponential profile:

$$I(r) = I_0 e^{-\frac{r}{h_r}} \quad (1.21)$$

Where as the bulge follows as "Sersic profile":

$$I(r) = I_0 e^{-\left(\frac{r}{R_0}\right)^{\frac{1}{n}}} \quad (1.22)$$

- Ellipticals also have a general Sersic profile: the same as above but it is sometimes recast as:

$$I(r) = I_0 e^{-b\left(\frac{r}{R_0}\right)^{\frac{1}{n}-1}} \quad (1.23)$$

Where the parameter b is chosen so that the circle with radius R_e contains half the light of the galaxy. many ellipticals follow a Sersic profile with $n = 4$ this is known as a de Vaucoulers profile.

- To determine the luminosity L , from this profile we just have to integrate over r and the azimuthal angle ϕ :

$$L = \int_0^{2\pi} \int_0^\infty I(r, \phi) r dr d\phi \quad (1.24)$$

If we do this for the Sersic profile along with the substitution $x = \left(\frac{r}{R_0}\right)^{\frac{1}{n}}$ then:

$$L = I_0 \int_0^{2\pi} \int_0^\infty x^n R_0 n x^{n-1} R_0 e^{-x} dx d\phi = 2\pi I_0 R_0^2 n \int_0^\infty x^{2n-1} e^{-x} dx \quad (1.25)$$

The last integral here can be recognised as the gamma function $\Gamma(m)$ for $m = 2n$. So:

$$L = 2\pi I_0 R_0^2 n \Gamma(2n) = \pi I_0 R_0^2 (2n)! \quad (1.26)$$

Where the last step only holds if n is a natural number. One could also do this calculation in terms of the half light radius R_e and surface brightness at this distance I_e . With this method and $n = 4$ as mentioned, the resulting luminosity is:

$$L = 7.22\pi I_e R_e^2 \quad (1.27)$$

1.33 Luminosity function

- Just as with the mass function we can create a function that tells us the amount of galaxies there are at a certain luminosity. This is defined as the quantity ϕ such that:

$$\phi = \frac{dn}{dL} \quad (1.28)$$

Where n is number of galaxies. This quantity has units galaxies/ Mpc^3 per unit luminosity interval. When we take into account that our samples are flux limited, i.e. we cannot see galaxies below a certain point we arrive at the following luminosity function:

$$\phi(L) = \frac{\phi_*}{L_*} e^{-\frac{L}{L_*}} \left(\frac{L}{L_*} \right)^\alpha \quad (1.29)$$

Here ϕ_* is a normalisation constant that is well measured and $L_* \approx 2 \times 10^{10} L_\odot$, is the characteristic luminosity, that is the point at which the function changes from power law to exponential. This is a Schechter function.

1.34 Stellar dynamics

- We expect two stars a distance D apart, with a relative velocity V and for the sake of simplicity the same mass M to have a strong encounter when the gravitational energy between them U is greater than the relative kinetic energy K . This happens when:

$$\begin{aligned} \frac{GM^2}{D} &\geq \frac{MV^2}{2} \\ \Rightarrow D &\leq \frac{2GM}{V^2} \end{aligned} \quad (1.30)$$

This radius of strong encounters $D_{max} = \frac{2GM}{V^2}$ sweeps out a volume $\mathcal{V} = \pi D_{max}^2 Vt$ in a time t . Here we have considered every other star fixed with a velocity 0. If the number density of stars is n then the number of strong encounters is:

$$N = \int n d\mathcal{V} = n\mathcal{V} = \frac{4\pi n G^2 M^2 t}{V^3} \quad (1.31)$$

The average time to have one strong encounter is then when $N = 1$. If we put in reasonable numbers for stars in galaxies, the time t that results in $N = 1$ is larger than the age of the Universe, so we can treat stars in galaxies as collision-less gas.

1.35 Tully-Fisher Relation

- This is an empirically observed correlation between luminosity of a spiral galaxy and its asymptotic maximum rotational velocity. From equating centripetal force to the gravitational force we can see that the mass enclosed in a radius r is related to the velocity at that radius by:

$$M(r) = \frac{V^2 r}{G} \quad (1.32)$$

If we assume that all spiral galaxies have the same surface brightness $I \propto L/r^2$ and if we assume that all spiral galaxies have the same mass-to-luminosity ratio then $M(r) \propto L \propto r^2$. Thus $L \propto V_{max}^2 \sqrt{L}$ so:

$$L \propto V_{max}^4 \quad (1.33)$$

This is a rough sketch of why the Tully-Fisher relationship exists.

1.36 Virial theorem

- This equation can be derived from imposing hydrostatic equilibrium on the Navier Stokes equations. The result is:

$$\frac{1}{2}\ddot{I} = 2T + 2U + \Omega + M_B \quad (1.34)$$

Here I is the moment of inertia, so $\frac{1}{2}\ddot{I}$ is the total rotational energy. T is the total kinetic energy. U is the total thermal energy, Ω is the total gravitational energy and M_B is the total magnetic pressure.

In a molecular cloud $\ddot{I} \approx U \approx 0$ so:

$$2T + \Omega + M_B = 0 \quad (1.35)$$

Where as in main sequence stars, we examine from a reference frame that is not moving or rotating as well as negligible magnetic field so:

$$2T + \Omega = 0 \quad (1.36)$$

In galaxies there are stable orbits $\ddot{I} = 0$ small magnetic fields, so $M_B = 0$ and the density of gas is

small so $U = 0$. This leads to:

$$2T + \Omega = 0 \quad (1.37)$$

1.37 Dynamics in Ellipticals

- There is no organised motion of stars here, only random velocity vectors. We can characterise the system with the velocity dispersion σ . This is just the standard deviation of velocity about the mean velocity. This can be measured by looking at the broadening of spectral lines.

In 1-D the standard deviation of the lines is the velocity so $\sigma = V_{1D}$, In 3-D from spherical symmetry $V_{3D}^2 = 3\sigma^2$. So:

$$2T = \int v^2 dm = 3M\sigma^2 \quad (1.38)$$

And the total gravitational energy:

$$\Omega = - \int_{center}^{surface} \frac{GM(r)dm}{r} = -\frac{3}{5} \frac{GM^2}{R} \quad (1.39)$$

So by the Virial theorem:

$$M_{vir} = \frac{5\sigma^2 R}{G} \quad (1.40)$$

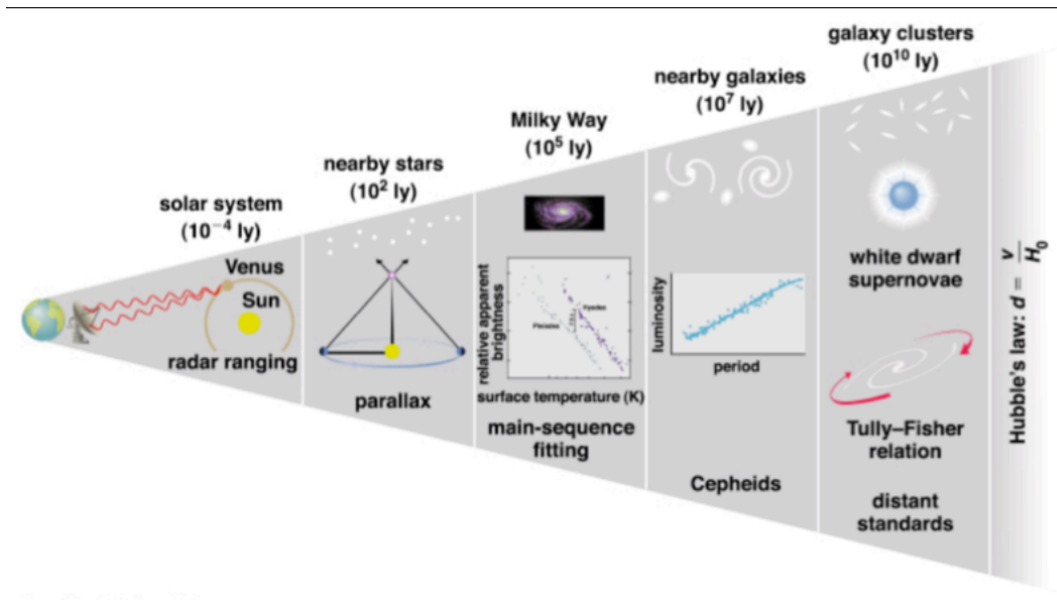
Or more simply $M_{vir} \propto \sigma^2 R_e$, where R_e is the half light radius. If we use the fact that galaxies have a constant mass to luminosity ratio then $(M/L)L \propto \sigma^2 R_e$ so $L \propto \sigma^2 R_e$. Also we know the measured surface brightness is $L \propto I_e R_e^2$. Thus:

$$\begin{aligned} L &\propto \sigma^2 (L/I_e)^{\frac{1}{2}} \\ \Rightarrow L &\propto \sigma^4 \end{aligned} \quad (1.41)$$

Also:

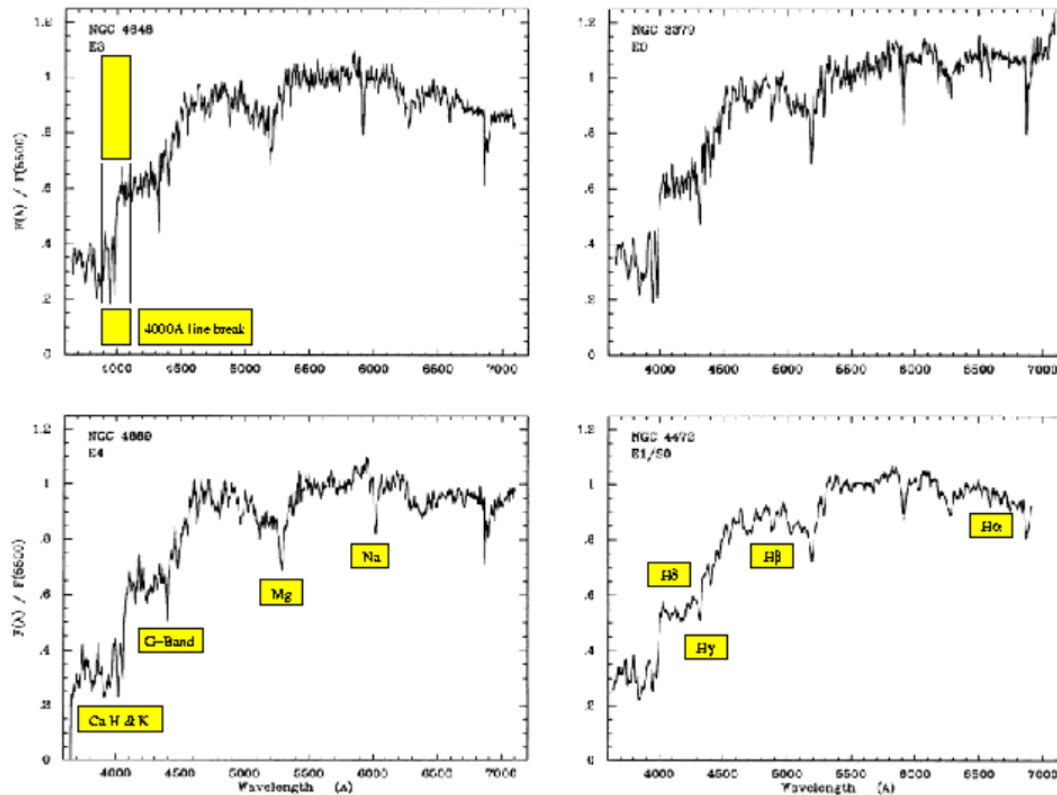
$$R_e \propto \sigma^2 / I_e \quad (1.42)$$

This last relation tell us the 3rd of these relations if we know the other 2. Thus in the 3-D parameter space all galaxies lie on a 2-D plane. This is called the fundamental plane of galaxies.

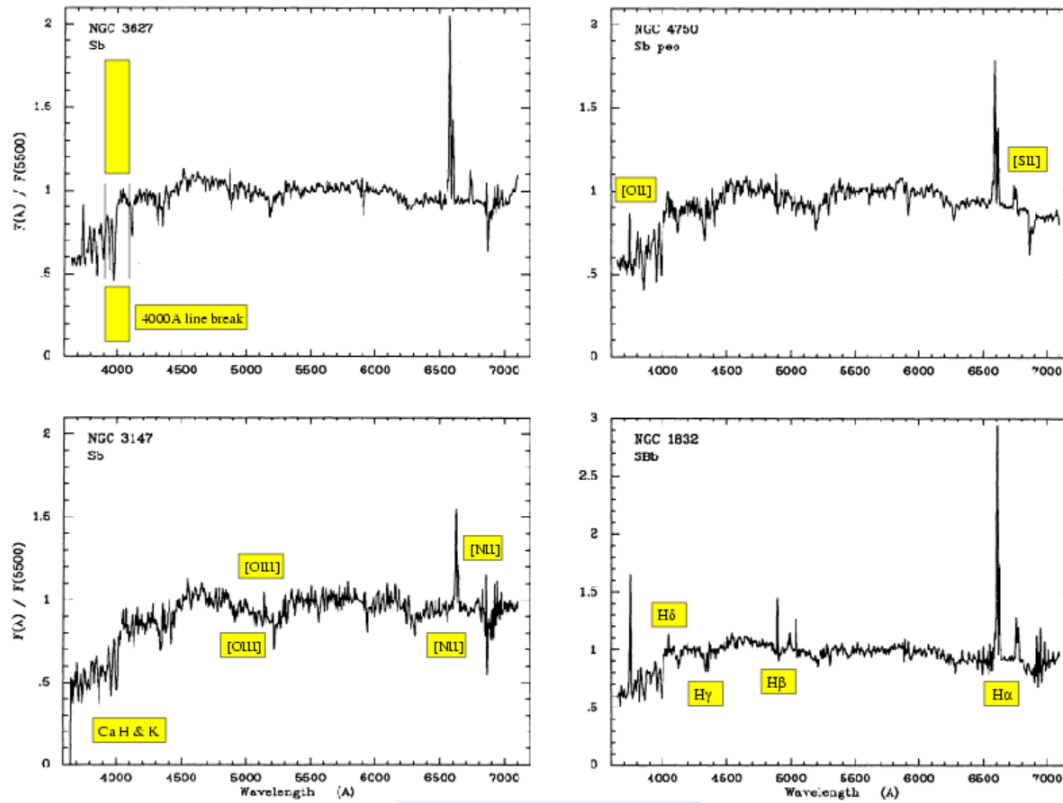
Figure 5: *Cosmic distance ladder*

1.38 Galaxy spectra

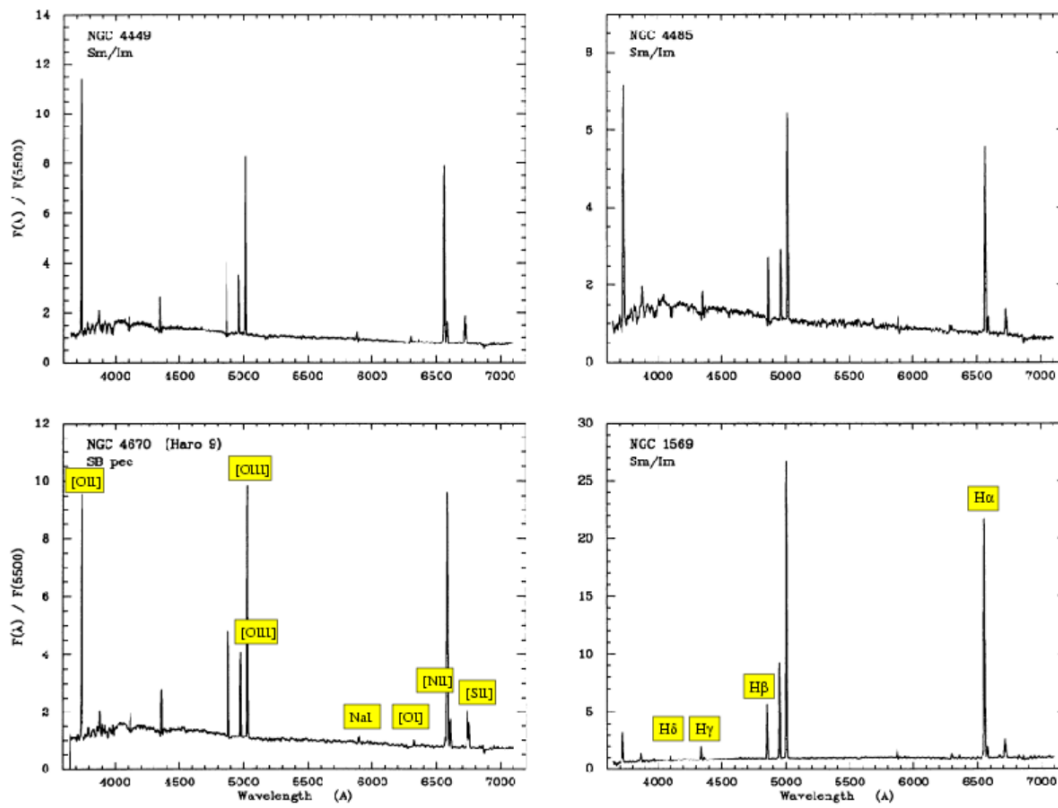
- Elliptical galaxies are characterised by strong absorption lines, due to metals in the stellar atmospheres of the low luminosity stellar population. Few emission lines as there is essentially no young stars and no gas.

Figure 6: *Elliptical spectra*

- Spiral Galaxies are characterised by strong emission lines due to hot young stars which heat the surrounding gas, and by absorption features due to the older, underlying stellar population

Figure 7: *Spiral spectra*

- Irregular galaxy spectra are characterized by strong emission lines, due to hot young stars and surrounding HII regions. the 4000 anstrom break is also not very prevelenet here as they dont have enough metals to absorb at this point and younger stars mean higher abundance of Type O and B stars that are bigger and hotter.

Figure 8: *Irregular galaxy spectra*

Source: <http://astronomy.nmsu.edu/nicole/teaching/ASTR505/lectures/lecture26/slide01.html#:~:text=Spiral%20galaxy%20spectra%20are%20characterized,the%20older%2C%20underlying%20stellar%20population.&text=Irregular%20galaxy%20spectra%20are%20characterized,stars%20and%20surrounding%20HII%20regions.>